



Chitrakut Holdings Ltd.

dc

1/1, Camac Street, 3rd Floor, Suite No.7
Kolkata -700016
Tel. : (033) 2229 6351/6355
Fax : (033) 2229 1824

9th January, 2013

To,
The Secretary,
The Calcutta Stock Exchange Association Ltd.
7, Lyons Range,
Calcutta - 700 001.

	The Calcutta Stock Exchange Limited
	Listing Department Received Contents not verified
Sl. No. 95	Dated 10/1/13
Signature	

Dear Sir,


Sub: Submission of Shareholding Pattern as on quarter ending 31st December, 2012.

Please find enclosed herewith the Shareholding Pattern as on quarter ending 31st December, 2012 as per the form specified in the amended Clause 35 of the Listing Agreement.

Please confirm and acknowledge receipt.

Thanking you,
Yours faithfully,

For Chitrakut Holdings Ltd.


Director

Introductory sub-table (I)(a)

Name of the Company:		CHITRAKUT HOLDINGS LIMITED	
Scrip Code, Name of the scrip, class of security:		10013176	
Quarter ended:		31 ST DECEMBER, 2012	
Partly paid-up shares:-			
	No. of partly paid-up shares	As a % of total no. of partly paid-up shares	As a % of total no. of shares of the company
Held by promoter /promoter group	-	-	-
Held by public	-	-	-
Total - D	-	-	-
Outstanding convertible securities:-			
	No. of outstanding securities	As a % of total no. of outstanding convertible securities	As a % of total no. of shares of the company, assuming full conversion of the convertible securities
Held by promoter/promoter group	-	-	-
Held by public	-	-	-
Total - E	-	-	-
Warrants:-			
	No. of warrants	As a % of total no. of warrants	As a % of total no. of shares of the company, assuming full conversion of warrants
Held by promoter/promoter group	-	-	-
Held by public	-	-	-
Total - F	-	-	-
Total paid-up capital of the company, assuming full conversion of warrants and convertible securities		7,319,998	

For Chittrakut Holdings Ltd.

Kandash Chand Sarooj

Director

Statement Showing Shareholding Pattern

Category code	Category of Shareholder	Number of Shareholders	Table (I)(a)		Total shareholding as a percentage of total number of shares		Shares Pledged or otherwise encumbered	
			Total number of shares	Number of shares held in dematerialized form	As a percentage of (A+B) I (VI)	As a percentage of (A+B+C) (VII)	Number of shares (VIII)	As a percentage (IX)= (VIII)/(IV)*100
(I)	(II)	(III)	(IV)	(V)	(VI)	(VII)	(VIII)	(IX)
(A)	Shareholding of Promoter and Promoter Group²							
1	Indian							
(a)	Individuals/ Hindu Undivided Family	15	1,651,300	1,651,300	22.56	22.56	-	-
(b)	Central Government/ State Government(s)	-	-	-	-	-	-	-
(c)	Bodies Corporate	-	-	-	-	-	-	-
(d)	Financial Institutions/ Banks	-	-	-	-	-	-	-
(e)	Any Others(Specify)	-	-	-	-	-	-	-
(e-i)		-	-	-	-	-	-	-
(e-ii)		-	-	-	-	-	-	-
	Sub Total(A)(1)	15	1,651,300	1,651,300	22.56	22.56	-	-
2	Foreign							
a	Individuals (Non-Residents Individuals/Foreign Individuals)	-	-	-	-	-	-	-
b	Bodies Corporate	-	-	-	-	-	-	-
c	Institutions	-	-	-	-	-	-	-
d	Any Others(Specify)	-	-	-	-	-	-	-
d-i		-	-	-	-	-	-	-
d-ii		-	-	-	-	-	-	-
	Sub Total(A)(2)	-	-	-	-	-	-	-
	Total Shareholding of Promoter and Promoter Group (A)= (A)(1)+(A)(2)	15	1,651,300	1,651,300	22.56	22.56	-	-
(B)	Public shareholding							
1	Institutions							
(a)	Mutual Funds/ UTI	-	-	-	-	-	-	-
(b)	Financial Institutions / Banks	-	-	-	-	-	-	-
(c)	Central Government/ State Government(s)	-	-	-	-	-	-	-
(d)	Venture Capital Funds	-	-	-	-	-	-	-
(e)	Insurance Companies	-	-	-	-	-	-	-
(f)	Foreign Institutional Investors	-	-	-	-	-	-	-
(g)	Foreign Venture Capital Investors	-	-	-	-	-	-	-
(h)	Any Other (specify)	-	-	-	-	-	-	-
(h-i)		-	-	-	-	-	-	-
(h-ii)		-	-	-	-	-	-	-
	Sub-Total (B)(1)	-	-	-	-	-	-	-
B 2	Non-institutions							
(a)	Bodies Corporate	21	5,039,998	-	68.85	68.85	-	-
)	Individuals							
I	Individuals -i. Individual shareholders holding nominal share capital up to Rs 1 lakh	1,060	578,700	-	7.91	7.91	-	-
II	ii. Individual shareholders holding nominal share capital in excess of Rs. 1 lakh.	2	50,000	-	0.68	0.68	-	-
(c)	Any Other (specify)	-	-	-	-	-	-	-
(c-i)		-	-	-	-	-	-	-
(c-ii)		-	-	-	-	-	-	-
	Sub-Total (B)(2)	1,083	5,668,698	-	77.44	77.44	-	-
(B)	Total Public Shareholding (B)= (B)(1)+(B)(2)	1,083	5,668,698	-	77.44	77.44	-	-
	TOTAL (A)+(B)	1,098	7,319,998	1,651,300	100.00	100.00	-	-
(C)	Shares held by Custodians and against which Depository Receipts have been issued							
1	Promoter and Promoter Group	-	-	-	-	-	-	-
2	Public	-	-	-	-	-	-	-
	Sub-Total (C)	-	-	-	-	-	-	-
	GRAND TOTAL (A)+(B)+(C)	1,098	7,319,998	1,651,300	100.00	100.00	-	-

For Chitrakut Holdings Ltd.

Kantash Anand Sarang

Director

(I)(b) Statement showing holding of securities (including shares, warrants, convertible securities) of persons belonging to the category "Promoter and Promoter Group"

Sr. No.	Name of the shareholder	Details of Shares held		Encumbered shares (*)			Details of warrants		Details of convertible		Total shares (including underlying shares assuming full conversion of warrants and convertible securities) as a % of diluted share capital
		Number of shares held	As a % of grand total (A)+(B)+(C)	No.	As a percentage	As a % of grand total (A)+(B)+(C) of sub-clause (I)(a)	Number of warrants held	As a % total number of warrants of the same class	Number of convertible securities held	As a % total number of convertible securities of the same class	
(i)	(ii)	(iii)	(iv)	(v)	(vi)=(v)/(iii)*100	(vii)	(viii)	(ix)	(x)	(xi)	(xii)
1	AMRAW DEVI JAIN	100,000	1.37	-	-	-	-	-	-	-	1.37
2	BIMALA DEVI JAIN	143,400	1.96	-	-	-	-	-	-	-	1.96
3	DILIP KUMAR SARAOGI	60,000	0.82	-	-	-	-	-	-	-	0.82
4	KAILASH CHAND SARAOGI	95,000	1.30	-	-	-	-	-	-	-	1.30
5	MAHENDRA KUMAR JAIN	148,800	2.03	-	-	-	-	-	-	-	2.03
6	MAHENDRA KUMAR JAIN (HUF)	145,400	1.99	-	-	-	-	-	-	-	1.99
7	MEENA DEVI JAIN	91,000	1.24	-	-	-	-	-	-	-	1.24
8	MOHAN LAL SARAOGI	93,000	1.27	-	-	-	-	-	-	-	1.27
9	NAMITA JAIN	143,600	1.96	-	-	-	-	-	-	-	1.96
10	NEELAM JAIN	100,000	1.37	-	-	-	-	-	-	-	1.37
11	PRADIP KUMAR SARAOGI	70,000	0.96	-	-	-	-	-	-	-	0.96
12	PREM LATA DEVI JAIN	75,000	1.02	-	-	-	-	-	-	-	1.02
13	RAJENDRA KUMAR SARAOGI	173,000	2.36	-	-	-	-	-	-	-	2.36
14	RATAN DEVI JAIN	148,000	2.02	-	-	-	-	-	-	-	2.02
15	SHREE CHAND SARAOGI	65,100	0.89	-	-	-	-	-	-	-	0.89
TOTAL		1,651,300	22.56	-	-	-	-	-	-	-	22.56

(*) The term "encumbrance" has the same meaning as assigned to it in regulation 28(3) of the SAST Regulations, 2011

For Chitrekut Holdings Ltd.

Kailash Chand Saraoji

Director

(I)(c)(i) Statement showing holding of securities (including shares, warrants, convertible securities) of persons belonging to the category "Public" and holding more than 1% of the total number of shares

Sr. No.	Name of the shareholder	Number of shares held	Shares as a percentage of total number of shares (i.e., Grand Total (A)+(B)+(C) indicated in Statement at para (I)(a) above)	Details of warrants		Details of convertible securities		Total shares (including underlying shares assuming full conversion of warrants and convertible securities) as a % of diluted share capital
				Number of warrants held	As a % total number of warrants of the same class	Number of convertible securities held	% w.r.t total number of convertible securities of the same class	
1	AAKANSHA TREXIM PVT. LTD.	300,000	4.10	-	-	-	-	4.10
2	BIPASHA VYAPAAR PVT. LTD.	550,000	7.51	-	-	-	-	7.51
3	COMPASS TRADING PVT. LTD.	130,000	1.78	-	-	-	-	1.78
4	GANPATI TRADEWINGS PVT. LTD.	100,000	1.37	-	-	-	-	1.37
5	GRACE DEALERS PVT. LTD.	300,000	4.10	-	-	-	-	4.10
6	J R D FINANCE PVT. LTD.	100,000	1.37	-	-	-	-	1.37
7	LARRY DEALERS PVT. LTD.	416,666	5.69	-	-	-	-	5.69
8	NEMINATH VYAPAAR PVT. LTD.	358,333	4.90	-	-	-	-	4.90
9	NETIKTA VYAPAAR PVT. LTD.	650,000	8.88	-	-	-	-	8.88
10	NITESH VYAPAAR PVT. LTD.	350,000	4.78	-	-	-	-	4.78
11	PRIMARY CONSULTANCY PVT. LTD.	266,666	3.64	-	-	-	-	3.64
12	PRISM COMMERCIAL PVT. LTD.	133,333	1.82	-	-	-	-	1.82
13	ROSHNI DISTRIBUTORS PVT. LTD.	450,000	6.15	-	-	-	-	6.15
14	SIDLAW COMMERCIAL PVT. LTD.	100,000	1.37	-	-	-	-	1.37
15	SKYLIGHT VINIMAY PVT. LTD.	325,000	4.44	-	-	-	-	4.44
16	TIRUMALA TRADE LINKS PVT. LTD.	320,000	4.37	-	-	-	-	4.37
TOTAL		4,849,998	66.26	-	-	-	-	66.26

(I)(c)(ii) Statement showing holding of securities (including shares, warrants, convertible securities) of persons (together with PAC) belonging to the category "Public" and holding more than 5% of the total number of shares of the company

Sr. No.	Name(s) of the shareholder(s) and the Persons Acting in Concert (PAC) with them	Number of shares	Shares as a percentage of total number of shares (i.e., Grand Total (A)+(B)+(C) indicated in Statement at para (I)(a) above)	Details of warrants		Details of convertible securities		Total shares (including underlying shares assuming full conversion of warrants and convertible securities) as a % of diluted share capital
				Number of warrants	As a % total number of warrants of the same class	Number of convertible securities held	% w.r.t total number of convertible securities of the same class	
1	BIPASHA VYAPAAR PVT. LTD.	550,000	7.51	-	-	-	-	7.51
2	LARRY DEALERS PVT. LTD.	416,666	5.69	-	-	-	-	5.69
3	NETIKTA VYAPAAR PVT. LTD.	650,000	8.88	-	-	-	-	8.88
4	ROSHNI DISTRIBUTORS PVT. LTD.	450,000	6.15	-	-	-	-	6.15
TOTAL		2,066,666	28.23	-	-	-	-	28.23

(I)(d) Statement showing details of locked-in shares

Sr. No.	Name of the shareholder	Number of locked-in shares	Locked-in shares as a percentage of total number of shares (i.e., Grand Total (A)+(B)+(C) indicated in Statement at para (I)(a) above)
1	-	-	-
TOTAL		-	-

(II)(a) Statement showing details of Depository Receipts (DRs)

Sr. No.	Type of outstanding DR (ADRs, GDRs, SDRs, etc.)	Number of outstanding DRs	Number of shares underlying outstanding DRs	Shares underlying outstanding DRs as a percentage of total number of shares (i.e., Grand Total (A)+(B)+(C) indicated in Statement at para (I)(a) above)
1	-	-	-	-
TOTAL		-	-	-

(II)(b) Statement showing holding of Depository Receipts (DRs), where underlying shares held by "promoter/promoter group" are in excess of 1% of the total number of shares

Sr. No.	Name of the DR Holder	Type of outstanding DR (ADRs, GDRs, SDRs, etc.)	Number of shares underlying outstanding DRs	Shares underlying outstanding DRs as a percentage of total number of shares (i.e., Grand Total (A)+(B)+(C) indicated in Statement at para (I)(a) above)
1				
2				
3				
TOTAL				

For Chittrakut Holdings Ltd.

Kailash Chand Saini

Director